



# R820

SOLAR CROSSWALK FLASHING BEACON

MUTCD-compliant, pedestrian-actuated warning system for uncontrolled marked crosswalks.

## Improves Safety

- Improves pedestrian safety by increasing driver awareness at uncontrolled crosswalks
- Communicates wirelessly to other beacons using advanced RF communication to eliminate further wiring
- Capable of multiple beacons per system
- Pedestrian-activated push-button

## Reliability Assured

- Core energy management system ensures operation; even during periods of cloud cover
- Turn-key system custom configured for optimum performance based on location, solar insolation and desired operation

## Cost-effective Solution

- No trenching, wiring or digging required
- "Plug-and-play" installation for reduced disruption to traffic
- Cabinet-free, sturdy design inhibits vandalism

## Easy Installation and Operation

- Installs to existing sign posts within thirty minutes
- Easy to relocate and repurpose to other locations

## Quality Ensured

- Manufactured in facilities certified to ISO quality standards
- Designed and assembled in North America

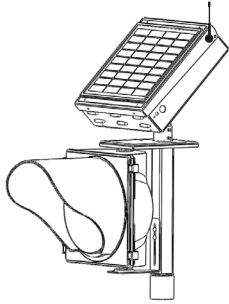


REPRESENTED IN YOUR REGION BY:

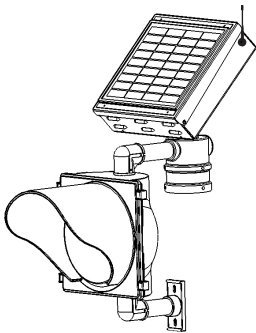
## MOUNTING EXAMPLES

### SINGLE BEACON (C-Compact)

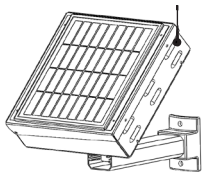
Single - Pole Mount (Square/Round)



Single - Top of Pole Mount

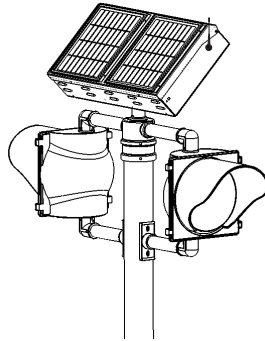


Single or Dual - Side of Pole Mount

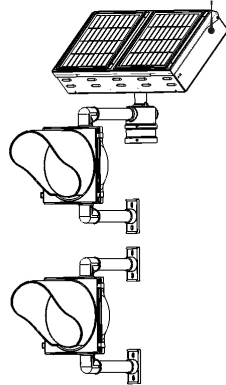


### DUAL BEACON

Dual - Horizontal Top Pole Mount



Dual - Vertical Top Pole Mount



\* OTHER MOUNTING OPTIONS AVAILABLE  
PRODUCT MAY NOT BE EXACTLY AS SHOWN

# R820

## SOLAR CROSSWALK FLASHING BEACON

### OPERATION

Flash pattern and activation	MUTCD* compliant Alternate, unison, and quick-flash
Control	Push button

### LED SIGNAL MODULE

Standard	ITE VTCSH LED circular signal supplement
Size and LED colour	12" (305 mm) diameter amber or red 8" (203 mm) diameter amber or red

### ENVIRONMENTAL

Operating temperature range	5 to 122° F (-15 to 50° C)
Extended temperature range (optional)	-40 to 122° F (-40 to 50° C)

### ENERGY MANAGEMENT SYSTEM

Battery lifespan	3 – 5 years (field replaceable)
Daily operation profile	Up to 12 hours (system configuration dependent)
Automatic light control (ALC)	Systems continue to provide useful light during extreme conditions that prevent charging over an extended period of time

### WIRELESS ACTIVATION

Activation	Push button activation sends wireless signal to all units
Duration	10 – 60+ second flash duration (adjustable by 5 second increments)
Frequency	902-928 Mhz ISM Band FHSS (frequency hopping spread spectrum)
Effective range	165 ft (50 m) line of sight

### MOUNTING HARDWARE

Bracket options for standard sign posts	1.75" (45 mm) square telspar, 2 3/8" (60 mm) round, 4 1/2" (114 mm) round Pelco traffic signal mounting hardware
Colour	Black, yellow or green
Wind load rating	178 km/h (110 mph) **

### COMPONENTS

Solar Panel	High-efficiency 10 W (C-Compact) or 20 W panel
Battery	Replaceable, recyclable best-in-class battery pack. Sealed, maintenance-free.
Light Source	Ultra-bright LEDs featuring innovative optic and lens design for optimum light divergence
Construction	Fully self-contained weather, corrosion and vandal-resistant unit with premium-grade UV-resistant head

### QUALITY STANDARDS

Certification	NCHRP 350, FDOT, system compliant with Buy American Act
---------------	---

### WARRANTY

Term	3-year limited warranty
------	-------------------------

\* Meets all requirements for design, illumination, and colour of signal sections required by MUTCD, chapter 4L MUTCD: Manual on Uniform Traffic Control.  
\*\* 3 second gust as per AASHTO 2001.

## DIMENSIONS

	Length	Width	Height
Single Beacon	25.0" (635 mm)	15.0" (381 mm)	33.5" (851 mm)
10W Engine	15.0" (381 mm)	14.8" (376 mm)	4.8" (121 mm)
20W Engine	15.75" (401 mm)	29.3" (743 mm)	6.0" (151 mm)

\* Dimensions may vary based on pole selection, 45° tilt and beacon configuration.



All Carmanah products are manufactured in facilities that are certified to ISO quality standards.

Specifications subject to local environmental conditions.

Specifications may be subject to change.

US Patent No 6,573,659. Other patents pending.

"Carmanah" and Carmanah logo are trademarks of Carmanah Technologies Corp.

© 2018, Carmanah Technologies Corp.

Document: SPC\_TRAF\_R820\_RevK

